

Connecticut Fire Prevention
Poster Contest

Acceptable Materials: Markers, Pens, Colored Pencils, and Crayons
Tempera Paints, Watercolor Paints...

Paper Size: 12 x 18 Inches ONLY.
White, Manila, or Poster Board.

NO replicas of copyrighted or registered characters or logos.

**All posters must be done ENTIRELY by the student.
No group projects or Parental 'Hands On' is allowed.**

See attached for the complete list of contest rules, goals, requirements, procedures, dates, and deadlines.

Contact Mrs. McCue with any questions.
McCueT@Bethel.K12.CT.US

Submit poster to Mrs. McCue when completed.

DEVELOPING FIRE PREVENTION AWARENESS IN CONNECTICUT

Fires continue to be a major problem in Connecticut causing substantial economic loss, injuries and deaths. Last year, there were 187 fire related injuries and 9 deaths in Connecticut. In residential homes there were 3764 fires; 2131 fires were related to cooking, 354 were chimney fires, 316 were heating system malfunctions, and 527 were trash can related. Residential fires by heating source: Electrical – 155, Hot Ash/Embers – 133, Candles – 45, Cigarettes – 59, Matches – 30, Lighters – 59, Fireworks – 12, and Undetermined Smoking Materials –78*

In an effort to reduce fires it is essential that everyone understand and practice the importance of fire prevention in their homes.

The influence of fire safety education, particularly among school age children who take the lesson home with them, cannot be overestimated. The Connecticut Fire Prevention Poster Recognition Program creates this learning opportunity for students, their families and the public. Your work with your students and their enthusiasm for passing on this valuable lesson may save lives.

Your local fire marshal, local fire departments, and County Poster Committee Representative can assist in developing fire prevention awareness subject matter. Some of these topics could be:

Fire Protection Devices:

- Smoke detectors
- Fire sprinklers
- Fire alarm systems
- Fire extinguishers

Fire Causes:

- Carelessness
- Misuse of electricity (overloaded outlets, cords)
- Misuse of smoking materials (matches & lighters-
Cigarette, pipe, charcoal)
- Incendiary fire (deliberately set)

Fire survival programs:

- “Learn Not to Burn”
- “Exit Drills In The Home” (EDITH)
- “Stop Drop and Roll”
- “Project Burn”

We have included some teaching aids that you may want to copy and use to supplement your program.

*Statistics provided by the Office of the State Fire Marshal

2017-2018 CONNECTICUT FIRE PREVENTION
POSTER RECOGNITION PROGRAM

PROGRAM RULES

GOAL: To make school children and their families aware that preventing fires requires everyone being alert everyday to those acts, omissions, and dangers which cause fires.

SUBGOAL: To develop an interest in fire prevention through a poster recognition program for the fourth and fifth grade students and to promote a joint education effort between the schools and fire services. The recognition program theme is:

"FIRE PREVENTION - EVERYONE/EVERYDAY"

ELIGIBILITY: Public, private, and parochial school children in the fourth and fifth grades.

I. Poster Requirements

A. Posters must:

1. Be 12" x 18". Manila, white drawing, colored construction paper, oak tag, or their equivalents can be used.
2. Use materials in color or black and white which can be commercially reproduced, e.g., poster tempera, crayon, felt tip markers, watercolor, pen and ink, computers, etc. Collage techniques are acceptable. Bold solid colors carry better at a distance.
3. Include the theme title "FIRE PREVENTION - EVERYONE/EVERYDAY". Additional phrases or words should be kept to a minimum. All words should be spelled correctly and readable at a distance.
4. Be original art work and lettering.
5. **Not use replicas of copyrighted or registered characters or logos, or software clip art.**
6. Be reproducible.

B. Computer art will be judged on the quality of the work and how well it conforms to all poster recognition program criteria. Collage techniques may be used to meet size requirements. Judging will be on the same basis as all other entries.

C. Each poster submitted must show legibly on the back:

1. Student's name, grade and county
2. Parents name(s), address & email address
2. School's name, address, telephone number & email address
3. Teacher name of county winner's choice (choose one)
4. Local Fire Marshal, telephone number, address & email address

II. Recognition Program Procedures

A. Each town is allowed to submit one (1) fourth grade poster and one (1) fifth grade poster to the County Recognition Programs. Local winners represent the town where they attend school.

(OVER)

- B. Winners at the local level must sign the following to be considered:
1. A release statement for reproduction.
 2. A statement that the idea, concept, and artwork are all original, and free of "doctoring up", corrections or overdrawing, outlining by the teacher or someone else.
- C. Two (2) fourth and two (2) fifth grade winners of County Poster Recognition Programs will be entered in the State Final. One (1) State Winner will be chosen.

III. Dates and Deadlines

- A. LOCAL Recognition Programs will officially begin on October 2, 2017.
- B. Posters must be submitted to Ms. McCuey by December 1, 2017.*
- C. Local Fire Marshals must submit town winners to their County Representative by January 5, 2018.
- D. County Winners must be submitted for State Judging by February 2, 2018.
- E. A luncheon will be held March 22, 2018 for all county winners. The state winner will be announced at that time.

IV. Rights and Awards

- A. All recognition program entries become the property of the Connecticut Fire Prevention Poster Committee and will not be returned until November of 2017. The winning posters will be used to promote fire safety and prevention throughout the State of Connecticut. The winning statewide poster will be reproduced and distributed to all towns. Winning county posters will be exhibited at various locations, including the State Capitol during the month of October.
- B. The decision of all judges will be final.
- C. Each local participant will receive a Certificate of Participation.
- D. Sponsoring Teacher of the State Winner will receive a framed certificate.
- E. PRIZES:
- Local: Discretion of local Fire Marshal *
- County: Fourth and fifth grade winners - \$150 Check *
- State: One overall winner - \$750 Check
- State Winner's School: \$500 Grant Check

JUDGING CRITERIA CHECK SHEET

Posters will be judged by the following criteria:

1. **Neatness and Readability:**

Is lettering legible?
Is spelling correct?
Can words be read at a distance?
Do words conflict with pictures?
Does it have carrying power?

2. **Originality in Idea and Treatment:**

Does the poster say: "FIRE PREVENTION - EVERYONE/EVERYDAY"? Other phrases, (the idea being conveyed) may be included. If the phrases and ideas are used by others, is the treatment original or unique?

Replicas of copyrighted or registered characters, logos or clip art are not permitted.

3. **Is a Fire Prevention Message Conveyed?**

4. **Relationship to the Theme:**

Do the illustrations and captions reinforce each other?

5. **Emotional Impact:**

Does the message "come across" quickly or do you have to "figure it out"?

Are the main words more important (larger, stronger, brighter, etc.) than secondary words or phrases?

Do the colors reinforce the emotional sense or feeling of the concept?

Are both the words and pictures strong enough for impact?

6. **Reproducibility:**

Can the poster be printed as is, or would it require some redrawing or color change?

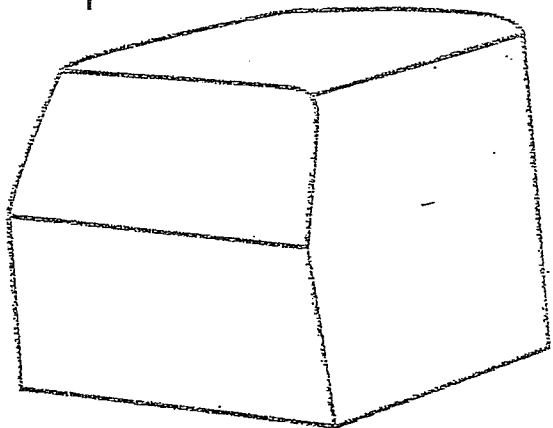
Are there any details that may get lost when reproduced? (Collages generally do not reproduce well)

Fire Safety Rules

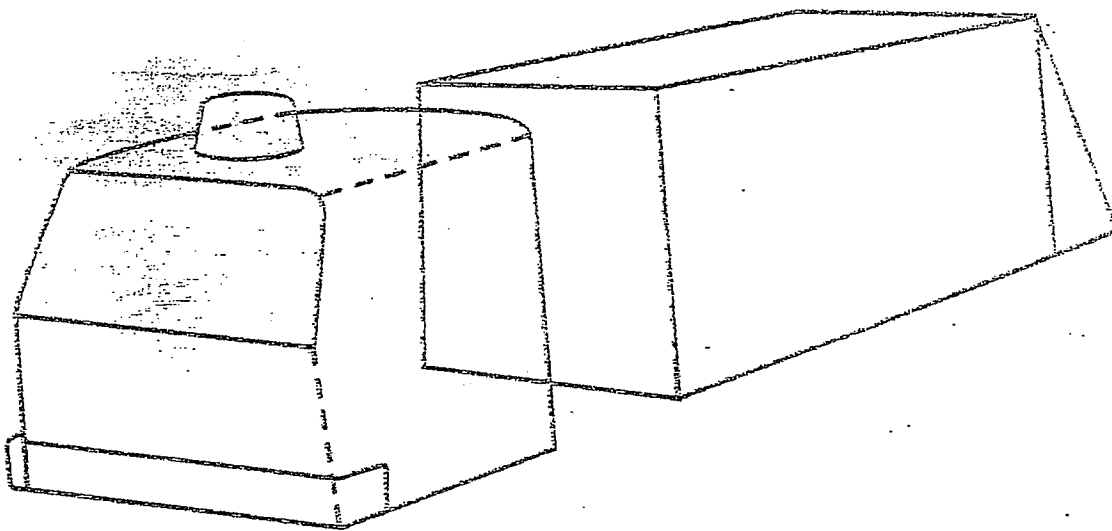
1. Matches and Lighters are not toys. Do not play with them. Give them to adults.
2. Do not hide during a fire. Let the firefighters see you and know where you are.
3. Stay low and crawl towards the nearest exit if you see and smell smoke.
4. Get out and stay out of burning buildings.
5. Stop, drop, and roll if your clothes catch on fire.
6. In case of an emergency call 911 for help when you get to a safe place.
7. Have a meeting place and practice fire drills at home.
8. Keep safe and do not play with fire.

HOOK 'N' LADDER


1






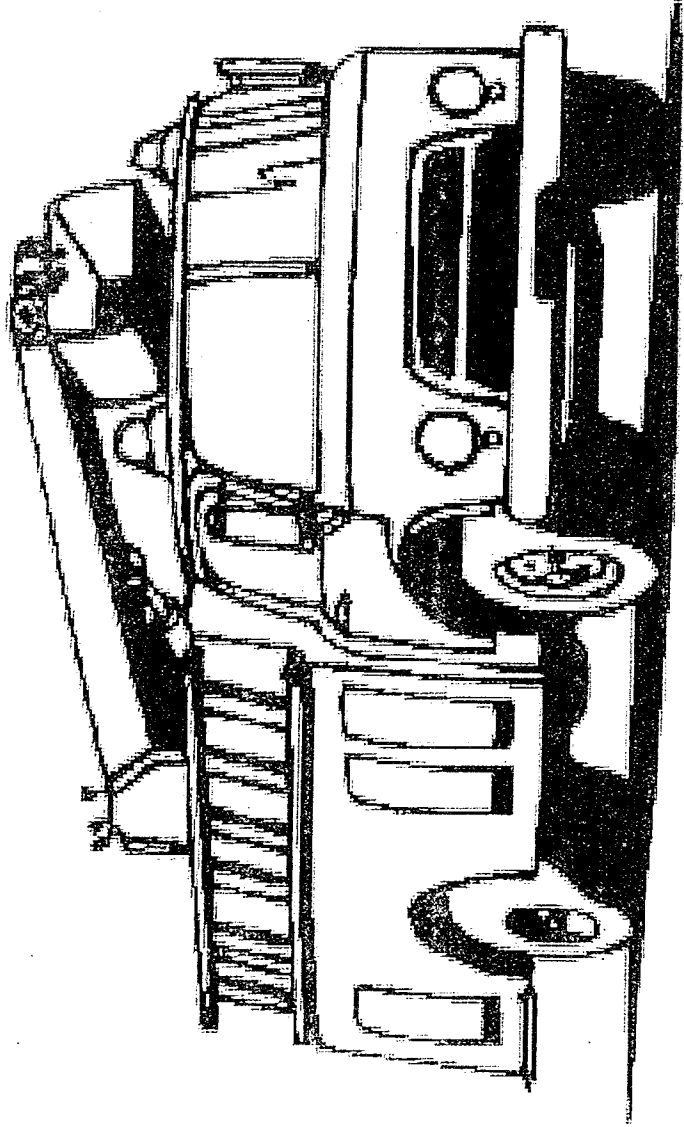

2


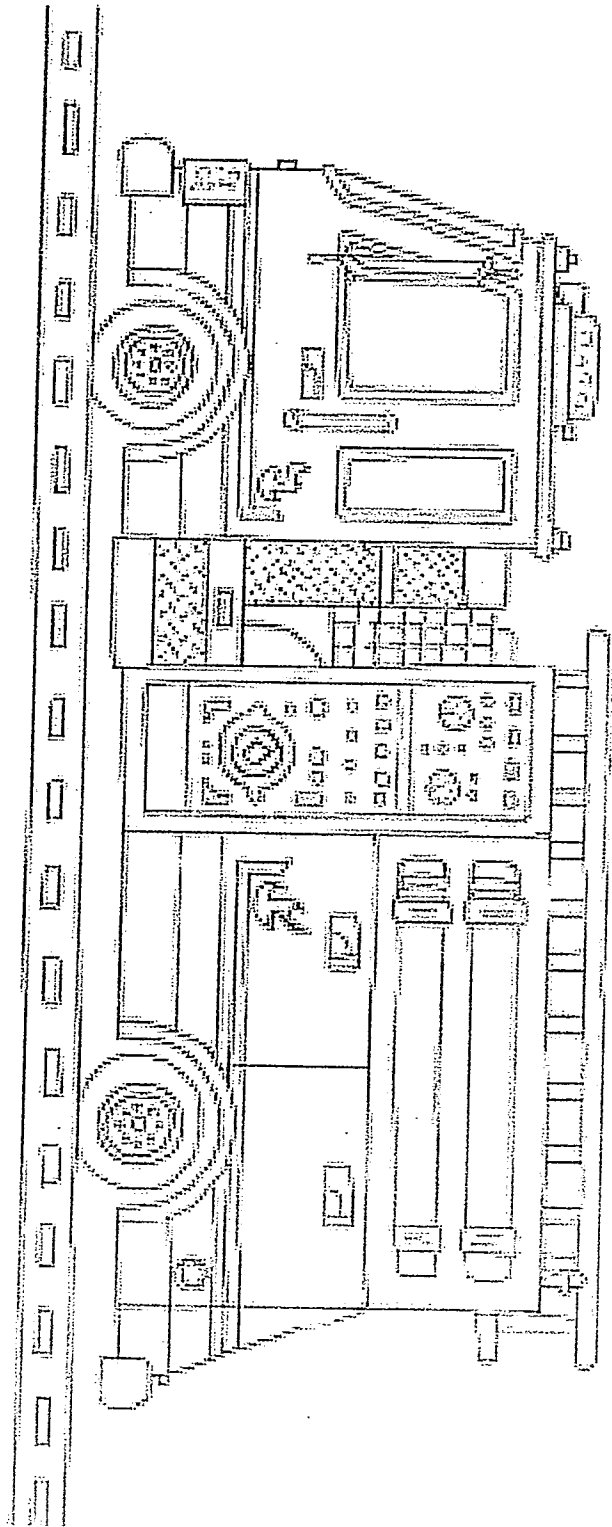


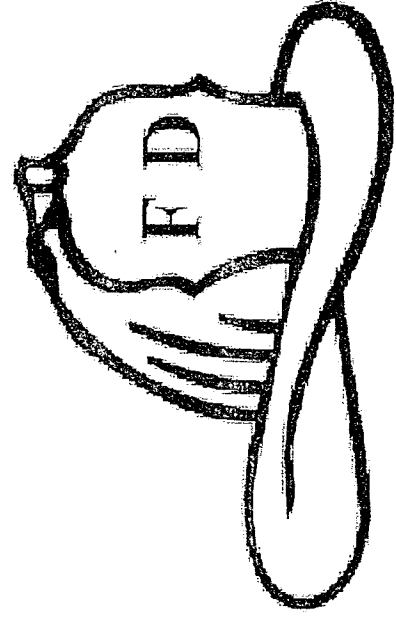
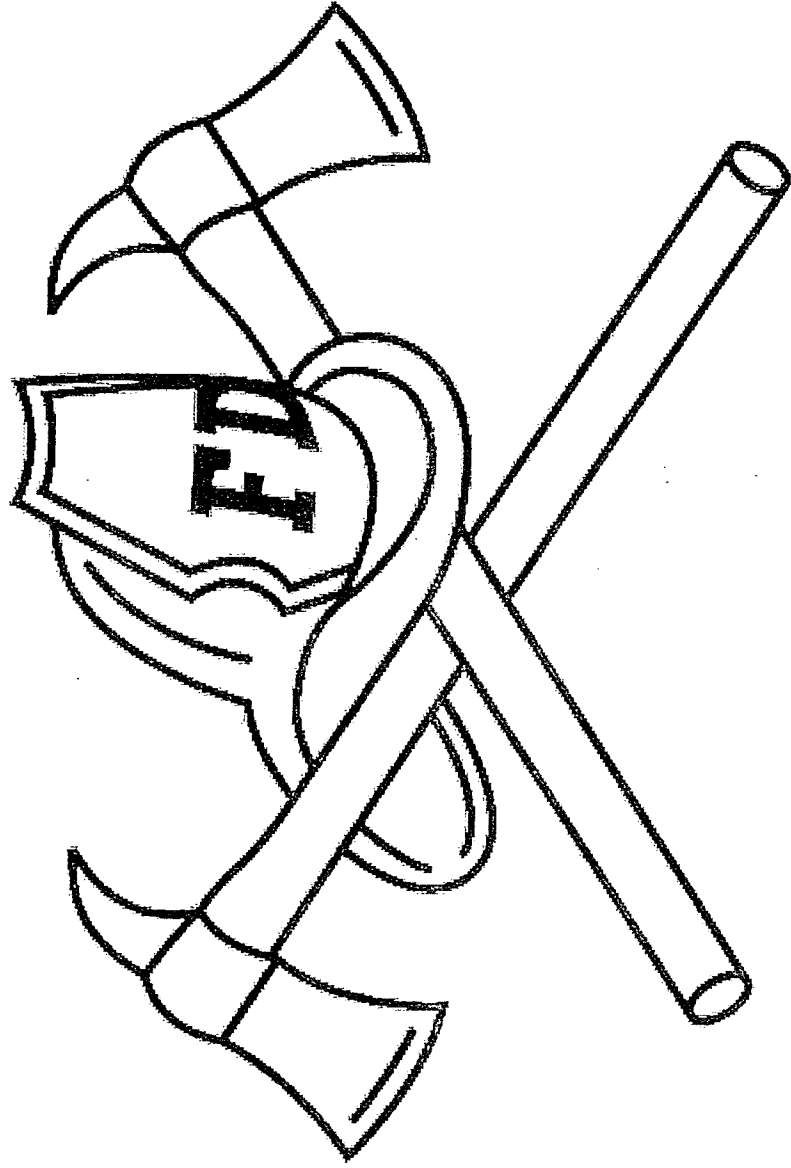
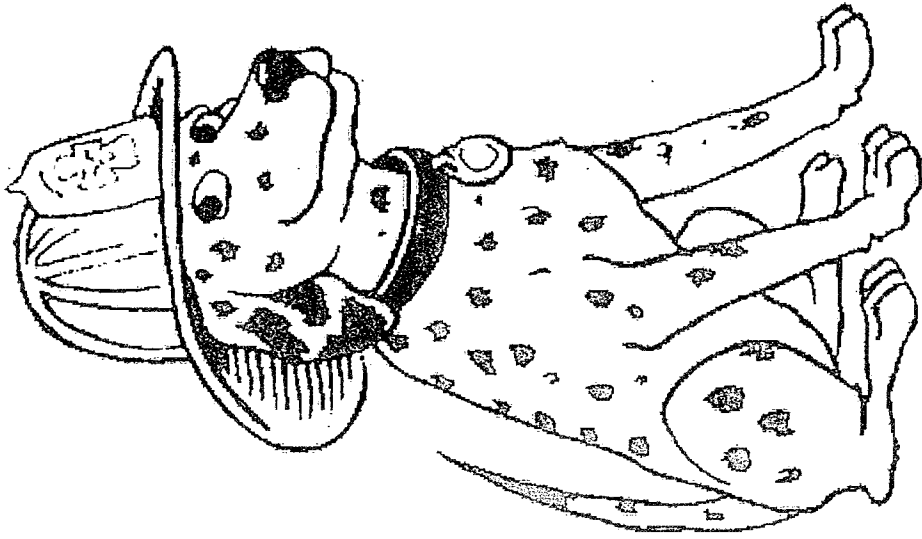
3



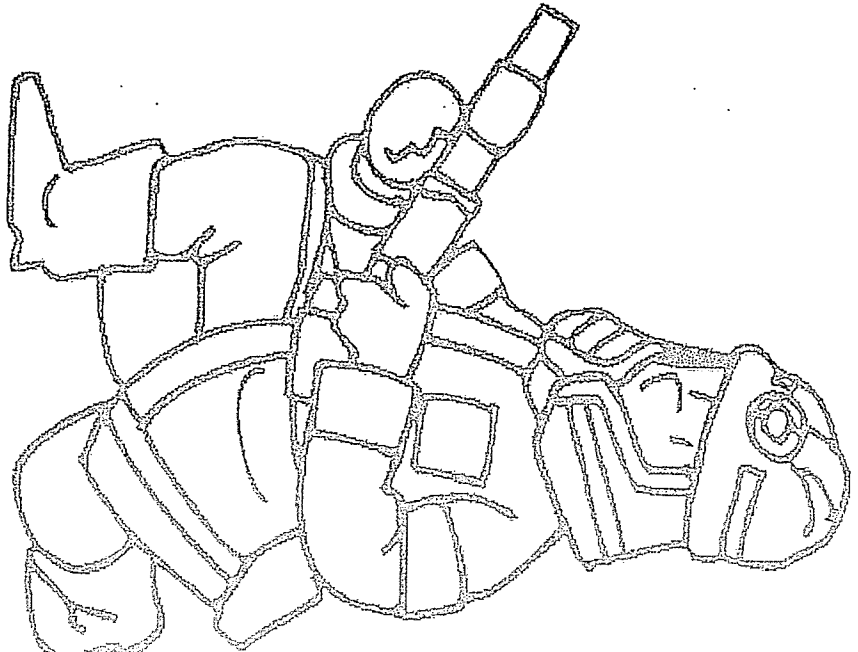
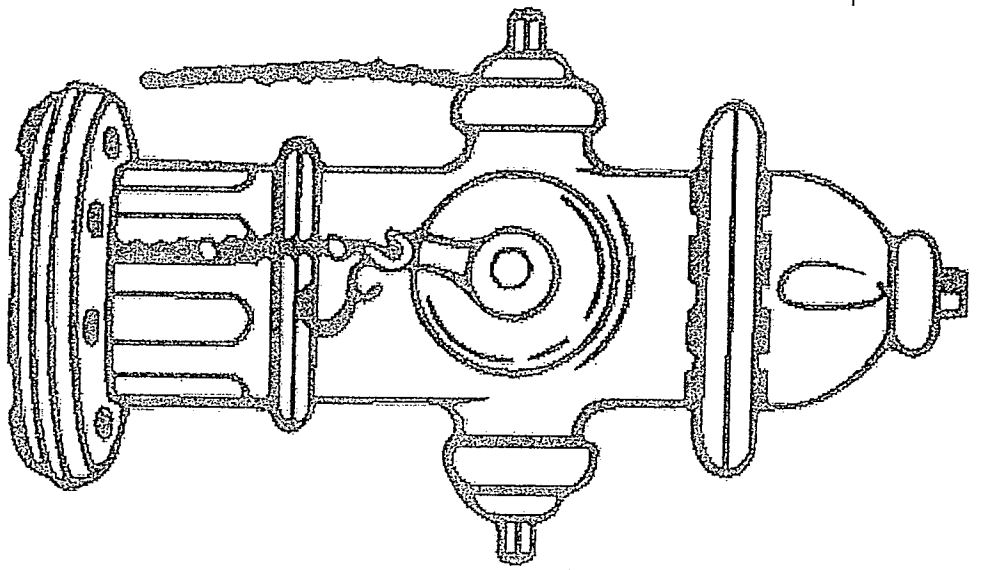









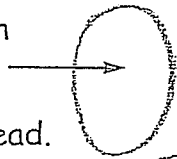
Fire Helmet



Firefighter

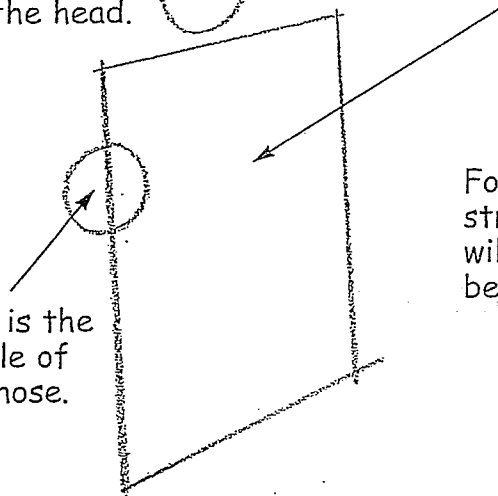
The first organized team of firefighters was formed by the Ancient Romans. Regular fire brigades were not formed until the 18th century. Today they use modern equipment, but theirs is still a very dangerous job.

Start with the usual egg shape for the head.




Take care with your angles here! The base of this shape slants more steeply than the top line.

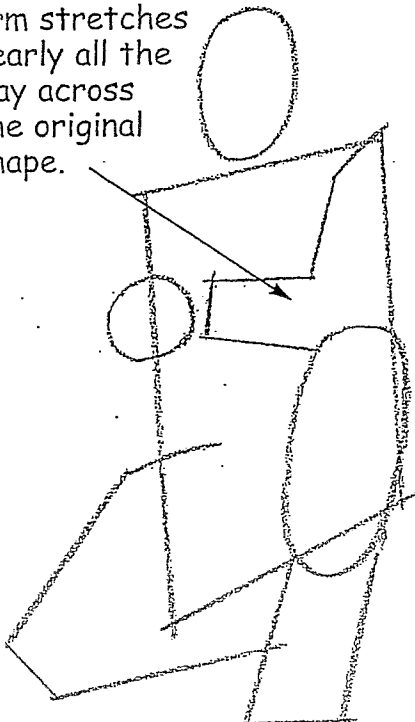
This is the nozzle of the hose.



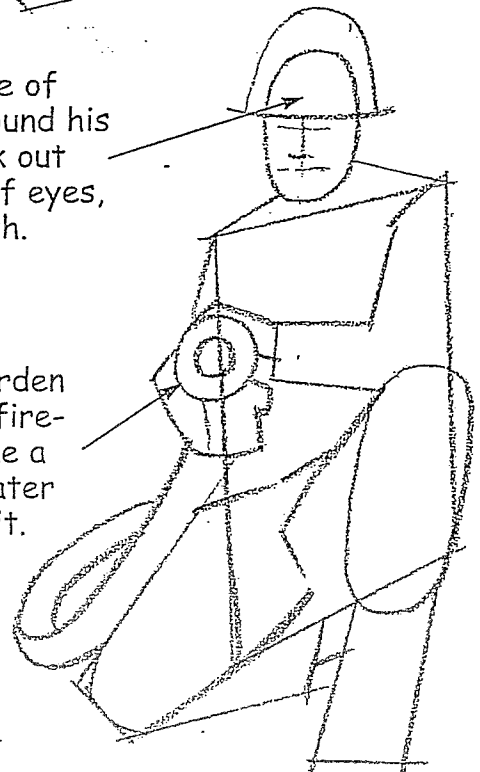
Four short, straight lines will form a bent leg.



His bent left arm stretches nearly all the way across the original shape.

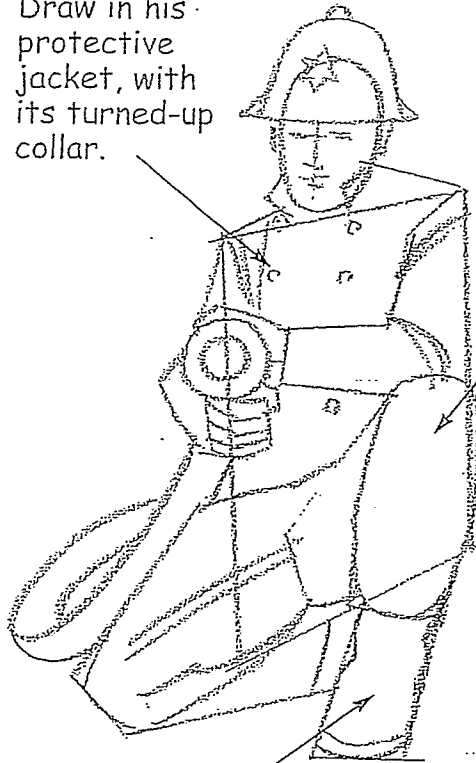


Draw the shape of the helmet around his head, and mark out the positions of eyes, nose, and mouth.




Unlike most garden hosepipes the fire-hose is flat, like a ribbon, until water flows through it.

Draw in his protective jacket, with its turned-up collar.




This 'splash suit' is the outfit worn for most fires. It is made of heat-resistant materials developed for spaceflight.

The long jacket and high-waisted trousers keep him dry as well as protecting him from searing heat.



The hard helmet protects the firefighter's head from falling debris.

Heavy boots are essential.



Water is pumped down the hose with such force that it may take several firefighters to control the nozzle.

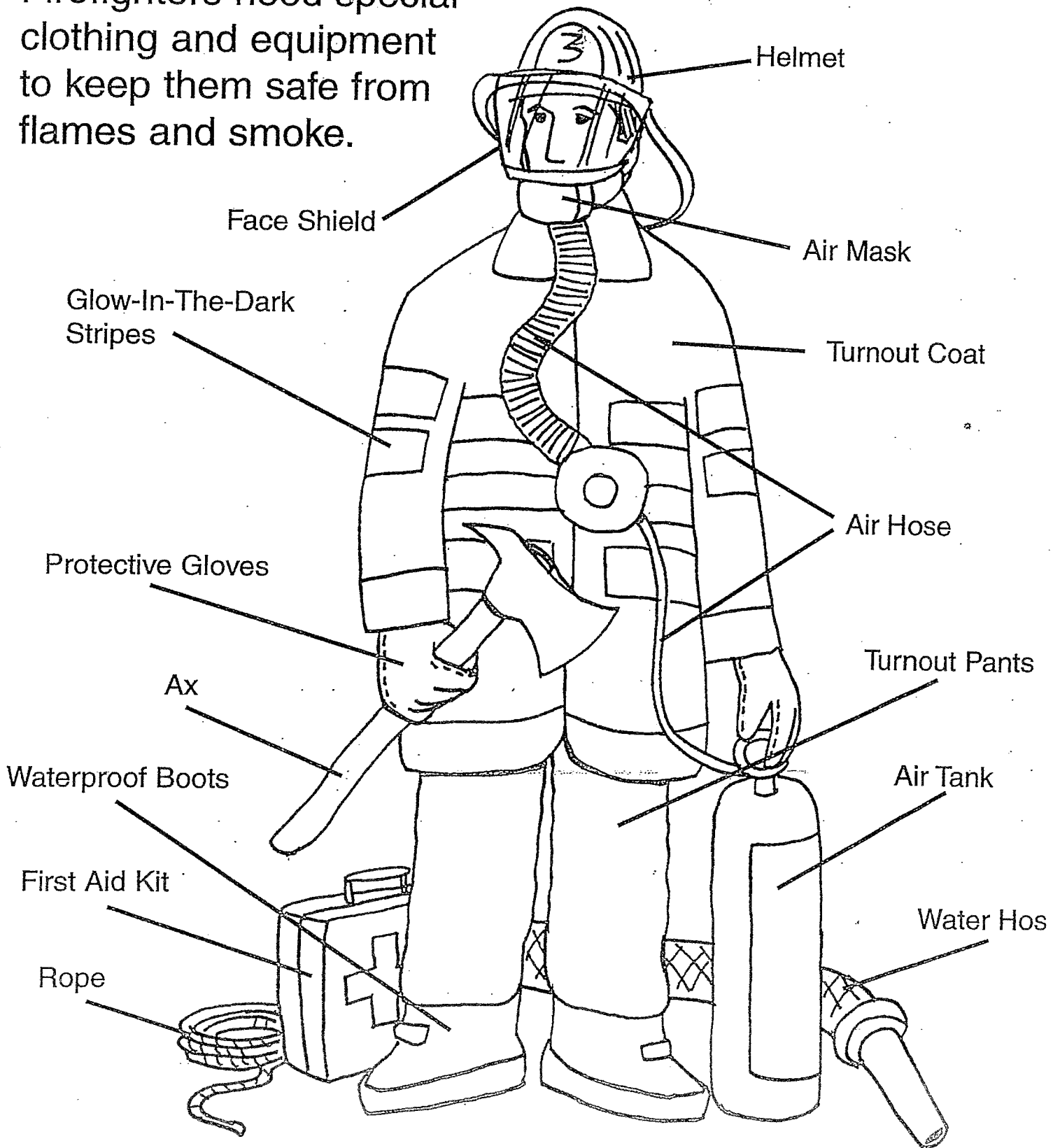
For dangerous situations like aircraft fuel fires, a fire-resistant suit is worn over the splash suit. Firefighters also have chemical protection suits for fires involving poisonous chemicals.





FIREFIGHTER'S GEAR

Firefighters need special clothing and equipment to keep them safe from flames and smoke.



Fire Prevention Poster Contest

Word Bank

Fire Prevention	Awareness	Safety
Matches	Smokey	Cigarettes
Burn	Smoke Detector	Batteries
Fire Fighter	Fire Engine	Fire Hydrant
Ladder	Escape	Save
Extension Cords	Plan	Safety Drill